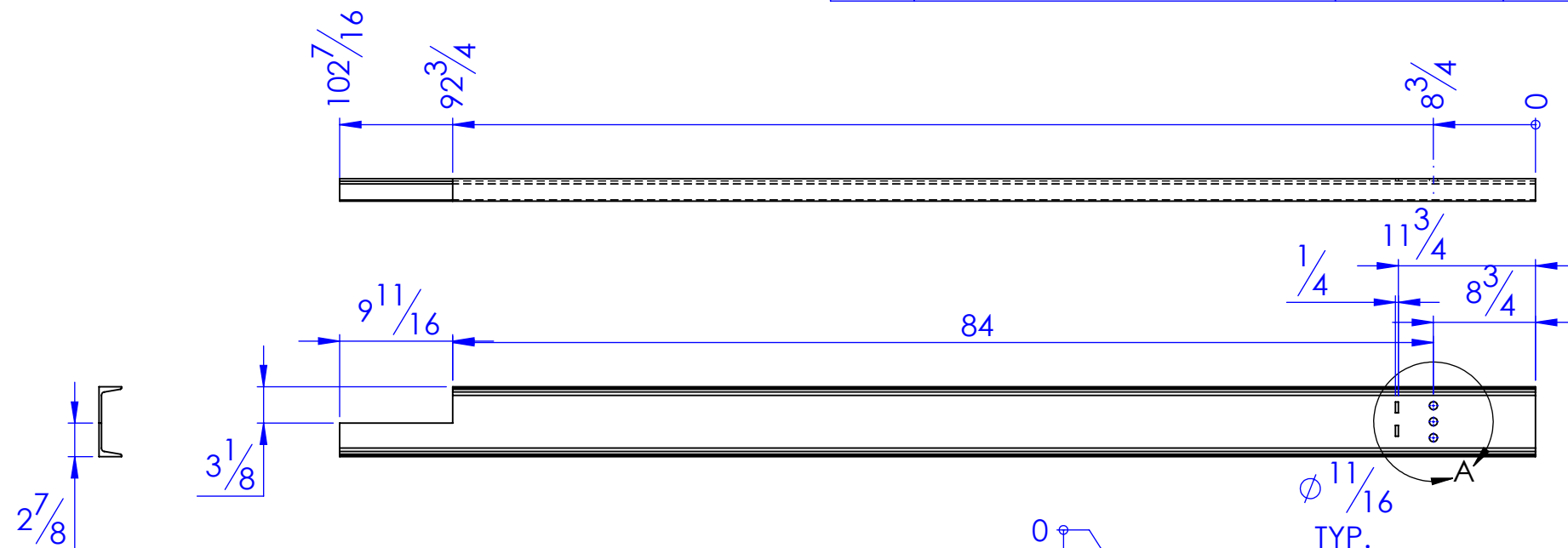
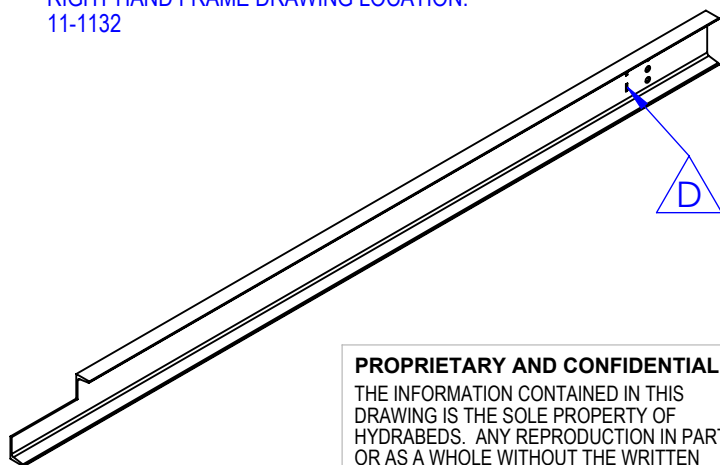
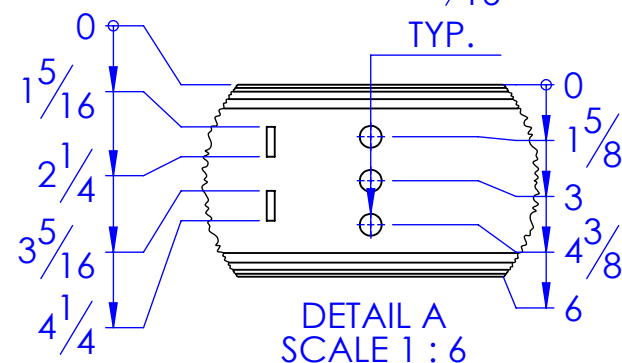


PART NUMBER	DESCRIPTION	QTY.
FP-FR200A-3A	FRAME RAIL HYDRA BED 32X0 LEFT	1

REVISIONS			
REV.	DESCRIPTION	DATE	APPROVED
C	SEPERATED HB 3XX0 FRAME RAILS TO SEPARATE PRINTS FROM 11-1103 B	7/23/2022	HP
D	ADDED TAB SLOTS FOR VALVE PLATE	2/14/2023	KD (JD)



NOTE:
DRAWING LOCATION:
M:\Drawings\Ethan\Solidworks drawings\11 HydraBed 30 Series\1X00 Fab Dwgs\1100 Main Frame HB
PART LOCATION:
M:\Drawings\Heath Information\Triple C\ST TC DWG\SW MODELS\FP-F
RIGHT HAND FRAME DRAWING LOCATION:
11-1132




PROPRIETARY AND CONFIDENTIAL
THE INFORMATION CONTAINED IN THIS
DRAWING IS THE SOLE PROPERTY OF
HYDRABEDS. ANY REPRODUCTION IN PART
OR AS A WHOLE WITHOUT THE WRITTEN
PERMISSION OF HYDRABEDS IS PROHIBITED.

UNLESS OTHERWISE SPECIFIED:
DIMENSIONS ARE IN INCHES
TOLERANCES:
FRACTIONAL $\pm 1/16$
ANGULAR: MACH ± 1 BEND ± 1
TWO PLACE DECIMAL $\pm .010$
THREE PLACE DECIMAL $\pm .005$

MATERIAL CHNL 6"x8.2#20

DO NOT SCALE DRAWING

	NAME	DATE	P.O. BOX 248, SABETHA, KS 66534 (785) 284-3674 FAX (785) 284-3931	
DRAWN	HEATH	2/14/2023		
PART #	FP-FR200A-3A			
ASM #	Asm #			
COMMENTS:			SIZE	DWG. NO.
FRAME RAIL HYDRA BED 32X0 LEFT			A	11-1131
			SCALE: 1:20	WEIGHT: 66.32
			SHEET 1 OF 1	

REV
D